



Co-funded by the
Erasmus+ Programme
of the European Union



Undertaking,
Recycling and
Creating

Teachers training

#05. Company organization
and corporate image



Edition 02/2021



Project Coordinator:

Asociación de Empresarios del Polígono de Sabón – Arteixo (Spain)

Project Partners:

Centro Público Integrado O Cruce (Spain)

Associação Terras Lusas – Movimentos Europeus (Portugal)

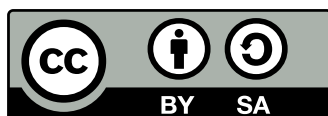
Colegio La Salle Barcelos (Portugal)

Etaireia Koinonikis Paremvasis Kai Politismou Tis Nomarchiakis Aftodioikisis Magnisias (Greece)

2o Geniko Lykeio Neas Ionias Magnisias (Greece)



© 2021 | Undertaking, Recycling and Creating Project [2020-1-ES01-KA201-091936]



Undertaking, Recycling and Creating is a KA201 - Strategic Partnerships for School Education Project
This work is licensed under the Creative Commons Attribution-ShareAlike 4.0 International License
To view a copy of this license, visit <http://creativecommons.org/licenses/by-sa/4.0/>

Contents

1. How can we organize ourselves?
2. Processes approach
3. Processes map
4. Organization chart
5. Some examples
6. The company's corporate image
7. To consider

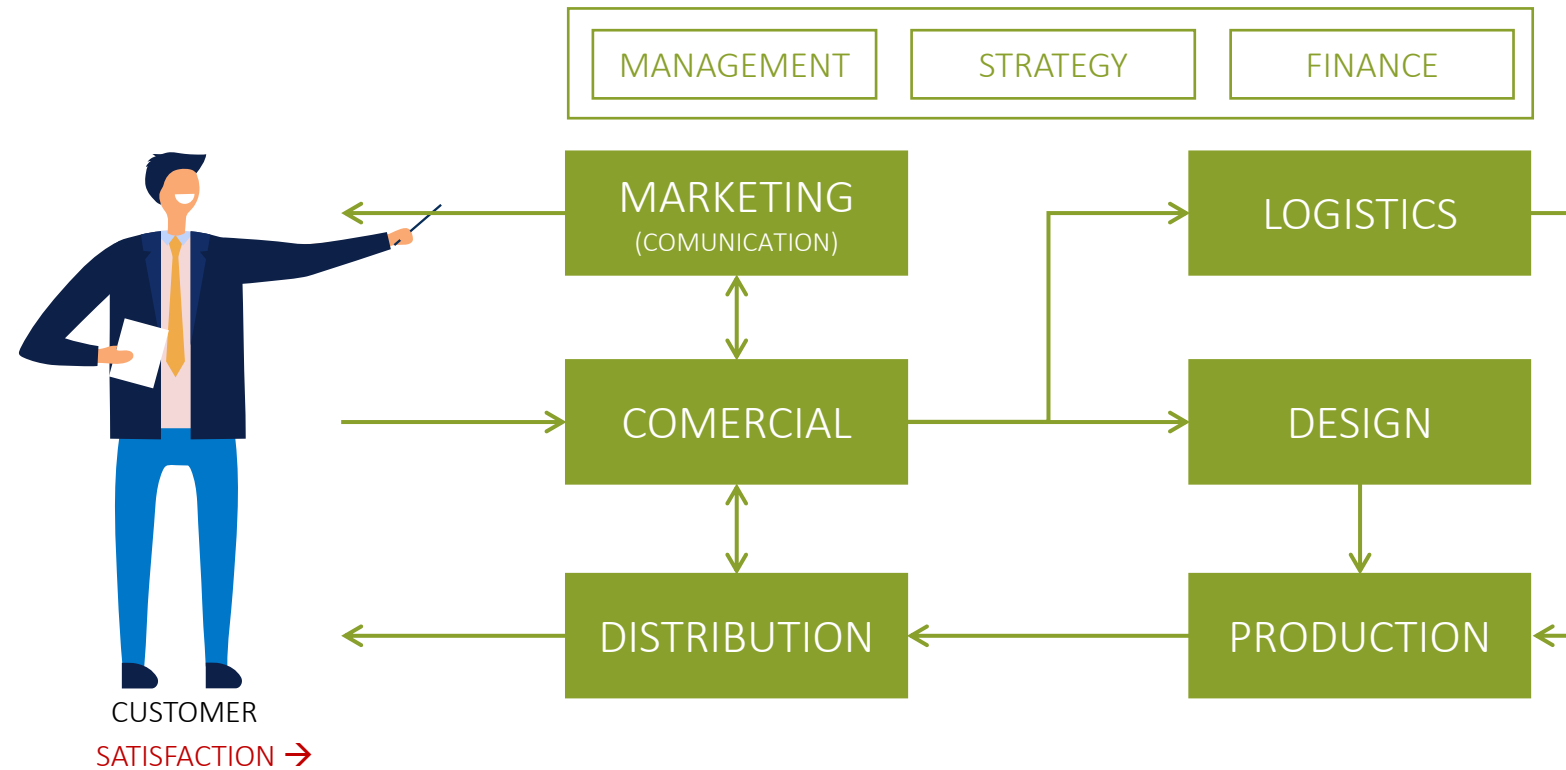
1. How can we organize ourselves?

- The organization must be adequate to achieve the desired results:
 - Be clear about what we want to achieve (product + final service)
 - Define the processes necessary to achieve it (those that add value)
 - Get organized so that processes are efficient

2. Processes approach

- Where is the value for the costumers?
 - Identify the activities that contribute to add value
 - Identify inputs and outputs for each activity
 - Identify sequence and relations
 - Appoint responsible
 - Define methods
 - Measure and improve

3. Processes map



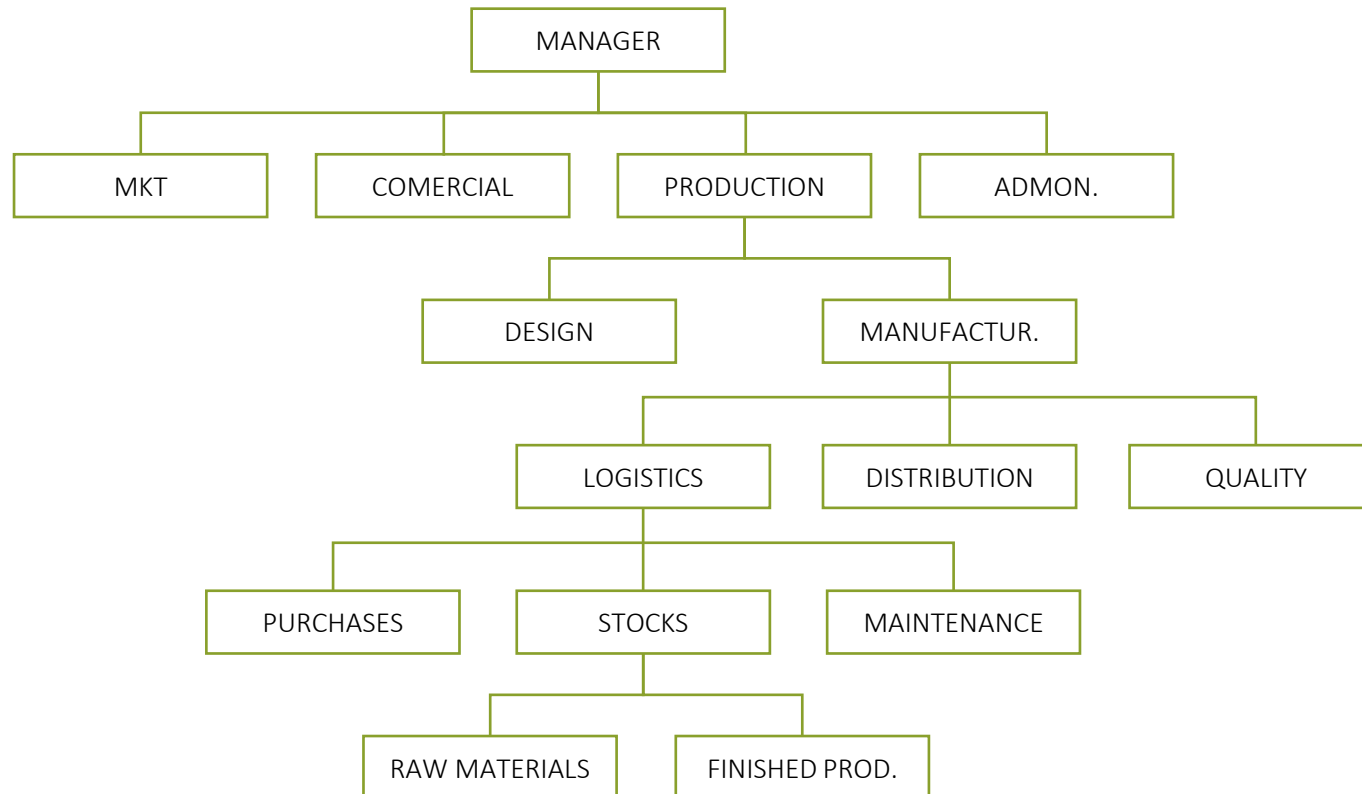
4. Organization chart

There are multiple possibilities:

- Depending on the size of the company
- Depending on the philosophy (authority vs. delegation)
- Depending on the strategy (relationships between areas)
- Depending on the affinity of knowledge (HR)
- ...

Choose the one that best allows the company to develop its value proposition

5. Some examples



5. Some examples



6. The company's corporate image

- Better if it is clearly referred to the product / service
- Be consistent with the position the company sought
- Unique (at least, different from what is known)
- Simple (easy to remember, interpret and reproduce)
- Careful using the colors
- Adaptable (sizes, supports, applications)
- Modern appearance, but not “fashionable” (as it must last)

6. The company's corporate image

The diagram illustrates the quality of corporate images. A horizontal line with a green 'GOOD' box on the left and a red 'BAD' box on the right is shown. Logos are placed above and below this line:

- GOOD:** Nike, Apple, WhatsApp, Twitter, Coca-Cola.
- BAD:** Office of Basic Energy Sciences, highlight, CATWEAR, Kate's Florist.

7. To consider

- The logo in positive and negative version
- Take care of resolution (better in vector)
- Assess the possibility of a slogan
- Provide basic applications:
 - Web page
 - Advertising (print, web, wallpapers ...)
 - Stationery (proposals, invoices ...)
 - Business cards

7. To consider: example I



JUST DO IT.

7. To consider: example II





Co-funded by the
Erasmus+ Programme
of the European Union



Undertaking,
Recycling and
Creating

